










# 2024 INTERIM RESULTS

## FINANCIAL HIGHLIGHTS

	Total Revenue	HK\$ <b>29.3</b> billion ▲ 6.2%
	Recurrent Business Profit	HK\$ <b>4.0</b> billion ▲ 66.3%
	Property Development Profit	HK\$ <b>1.7</b> billion ▲ 137.7%
	Gain from Fair Value Measurement of Investment Properties	HK\$ <b>0.3</b> billion ▼ 72.7%
	Net Profit Attributable to Shareholders of the Company	HK\$ <b>6.0</b> billion ▲ 44.7%
	Interim Ordinary Dividend	HK\$ <b>0.42</b> per share (same as 2023 interim)
	Total Assets	HK\$ <b>361.0</b> billion ▲ 4.2% (vs 31 December 2023)
	Net Assets	HK\$ <b>179.0</b> billion ▲ 0.1% (vs 31 December 2023)
	Net Debt-to-equity Ratio	<b>27.5</b> % ▲ 1.0% pt. (vs 31 December 2023)