

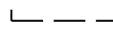


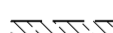


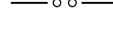

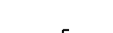
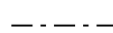





MATCH LINE  
FOR CONTINUATION,  
SEE DRG. NO. MTR/AP/731

MATCH LINE  
FOR CONTINUATION,  
SEE DRG. NO. MTR/AP/729

- LEGEND:**
-  RAILWAY PROTECTION BOUNDARY
  -  MTR STATION ABOVE GROUND ENTRANCES
  -  MTR UNDERGROUND STRUCTURES/TUNNELS
  -  MTR VENTILATION SHAFTS
  -  MTR ABOVE GROUND STRUCTURES/VIADUCTS
  -  LINE DRAINAGE SUMP
  -  ABANDONED ACCESS ADIT & SHAFT
  -  STRUCTURES LESS THAN 1m BELOW GROUND
  -  STRUCTURES 1m TO 3m BELOW GROUND
  -  MTR COOLING WATER MAINS
  -  DRAINAGE
  -  WATER PIPE
  -  RAILWAY FENCE
  -  TRACK CENTRE LINE
  -  MTR ENTRANCE

<p>MTR CORPORATION RAILWAY PROTECTION AREA PLAN TUEN MA LINE HIN KENG STATION</p>		
<p>SCALE 1 : 1000 @ A2 0 10 20</p>	<p>DRAWING NO. <b>MTR/AP/730</b></p>	<p>REV <b>A</b></p>
<p>DATE NOV 2021</p>	<p>MTR CAD REFERENCE NO. MTR_AP_730_A.dgn</p>	